

Federal Funding For Early Childhood Programs

A DECADE OF BIPARTISAN PROGRESS

Over the past ten years, federal early learning programs have achieved steady, significant progress in increased funding and bipartisan support from Congress and the White House.

These gains would not have been possible without the strong leadership of lawmakers on both sides of the aisle who were willing to put political affiliation aside and work together on policies and programs that are proven to support the education and development of children from birth through age five – particularly those from low-income families.

In just the last two years, bipartisan policymakers made historic gains on early learning and care programs.

Lawmakers approved an \$890 million increase for Early Head Start and Head Start, including \$170 million for Early Head Start – Child Care Partnerships, from FY2016 levels to FY2019 levels. And most notably, a deal made by Senate Majority Leader Mitch McConnell and Minority Leader Chuck Schumer as part of negotiations on the FY 2018 budget bill resulted an increase of \$2.37 billion for the Child Care and Development Block Grant (CCDBG) program above FY2017 levels – *effectively doubling the program's discretionary funding.*

These trends reflect a growing commitment from Congress and the White House to expanding access to critical, high-quality early learning programs even when cuts are being made to other education programs. These funding increases for early learning programs have been achieved through multiple transitions in political leadership, under Democratic & Republican administrations and Democratic & Republican Congresses.

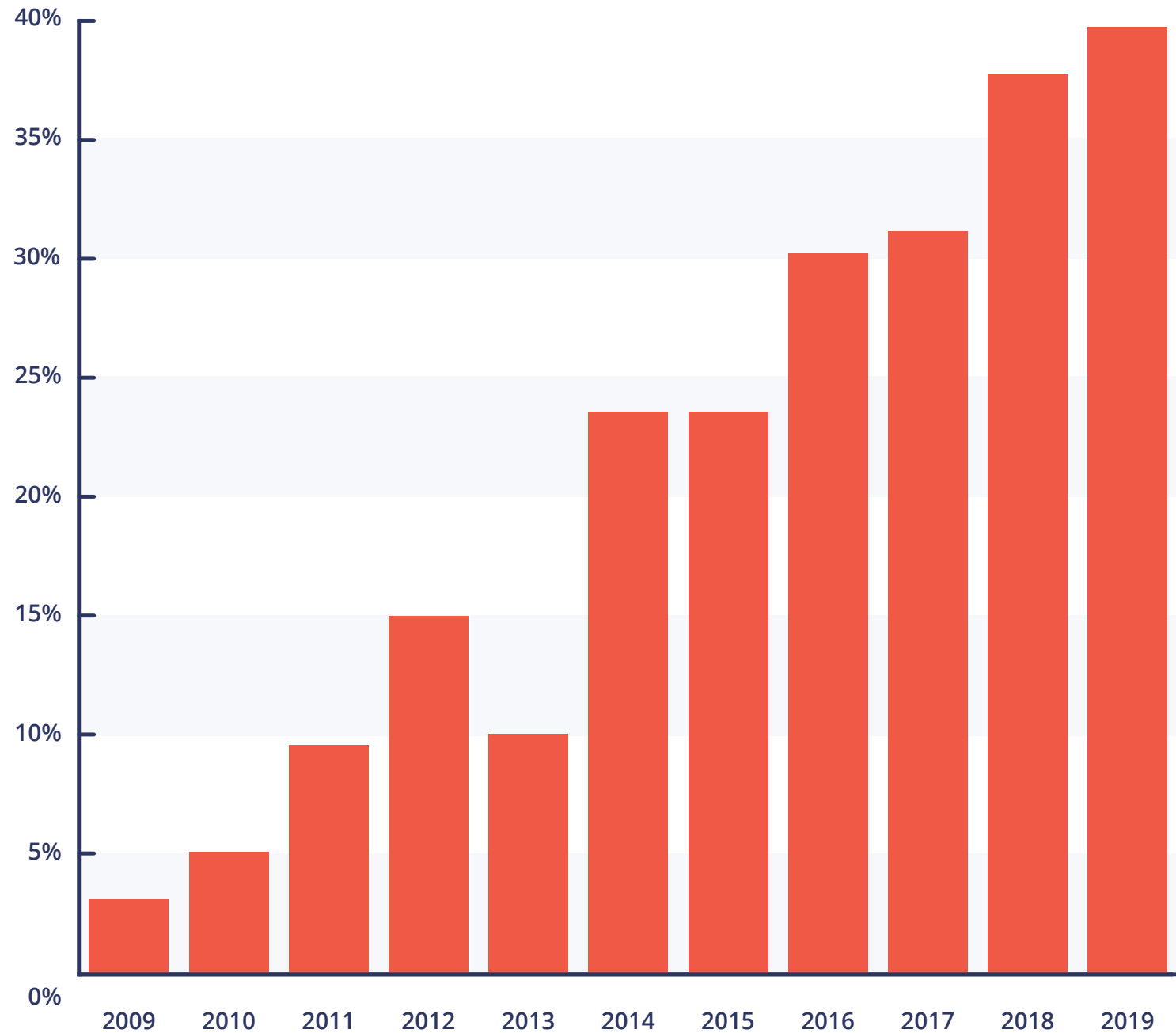
This demonstrates the value, potential, and necessity of a bipartisan approach to expanding support for early learning—a strategy that First Five Years Fund (FFYF) has been committed to since its inception. Over the past ten years, FFYF has cultivated Republican support and worked to avoid partisan backlash and opposition, while simultaneously continuing to foster deep champions for early learning among Democrats. This has remained true even in our current fractioned, partisan, and unpredictable political environment.

As demonstrated by these federal funding trends, the last ten years have produced great successes for early learning, with a growing set of strong Democratic and Republican champions, and emerging class of new supporters committed to protecting and expanding federal funding for key early learning programs.



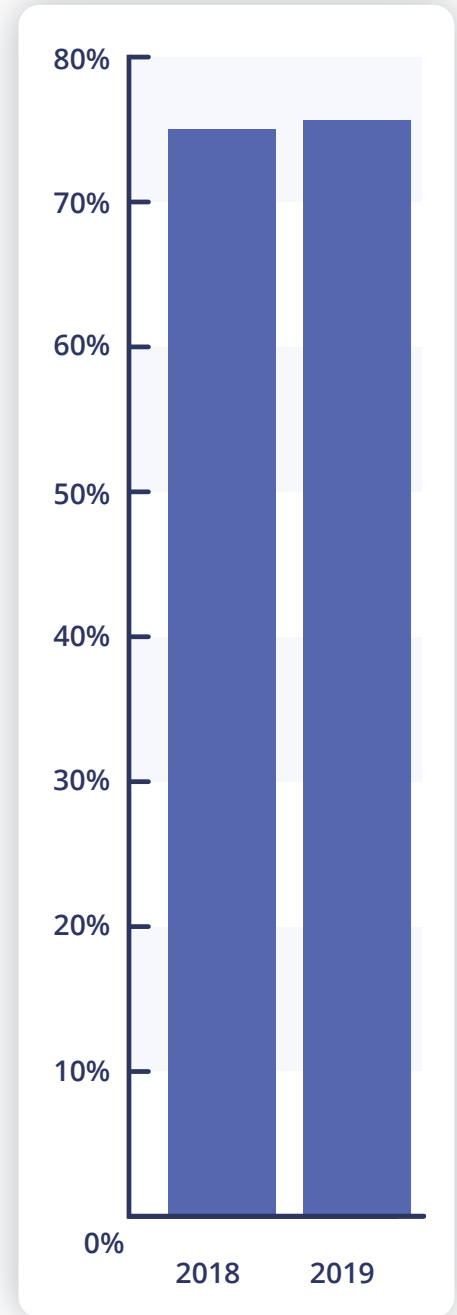
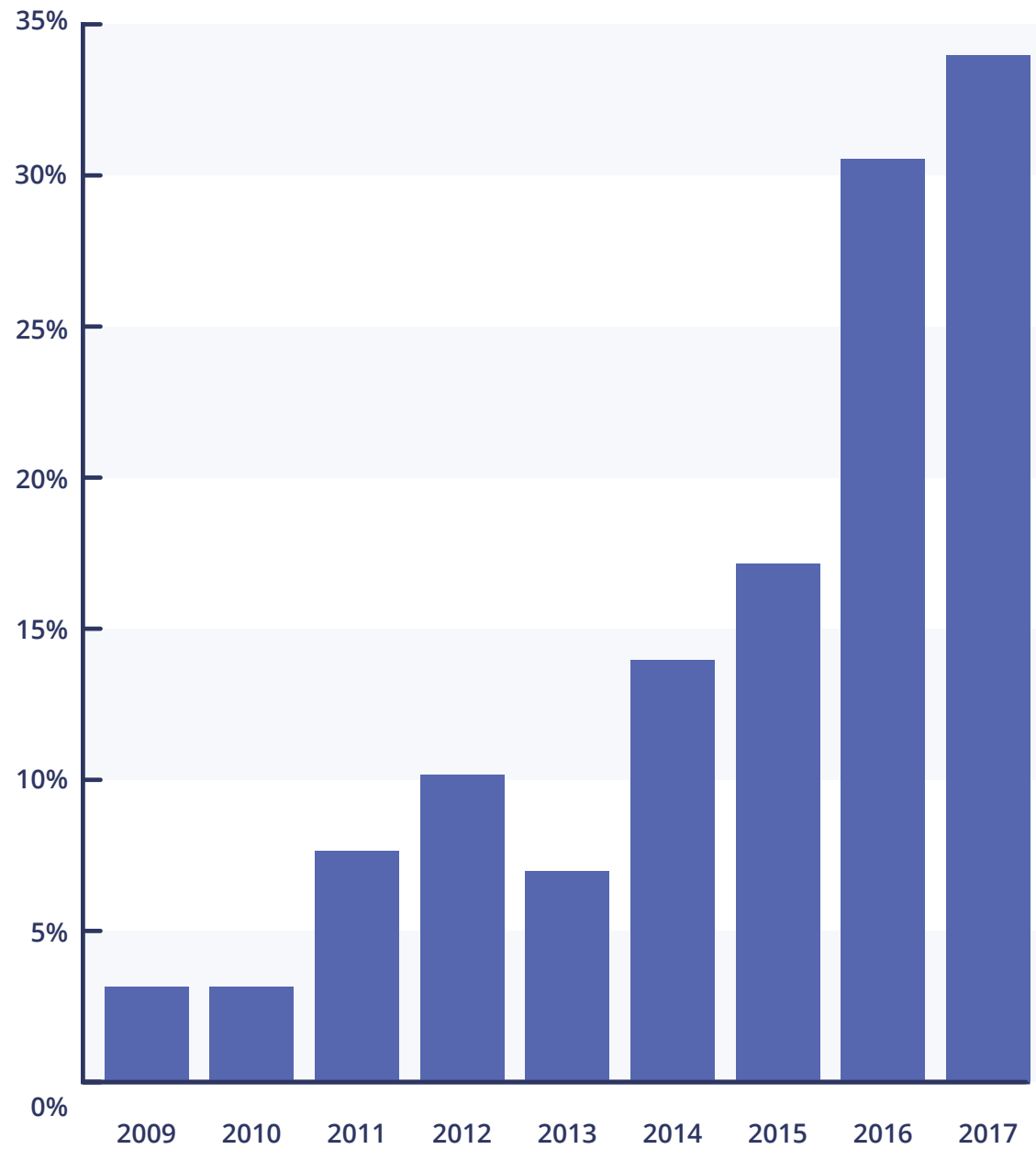
Early Head Start/Head Start Funding

Percent Change - Year to Year (2009-2019)



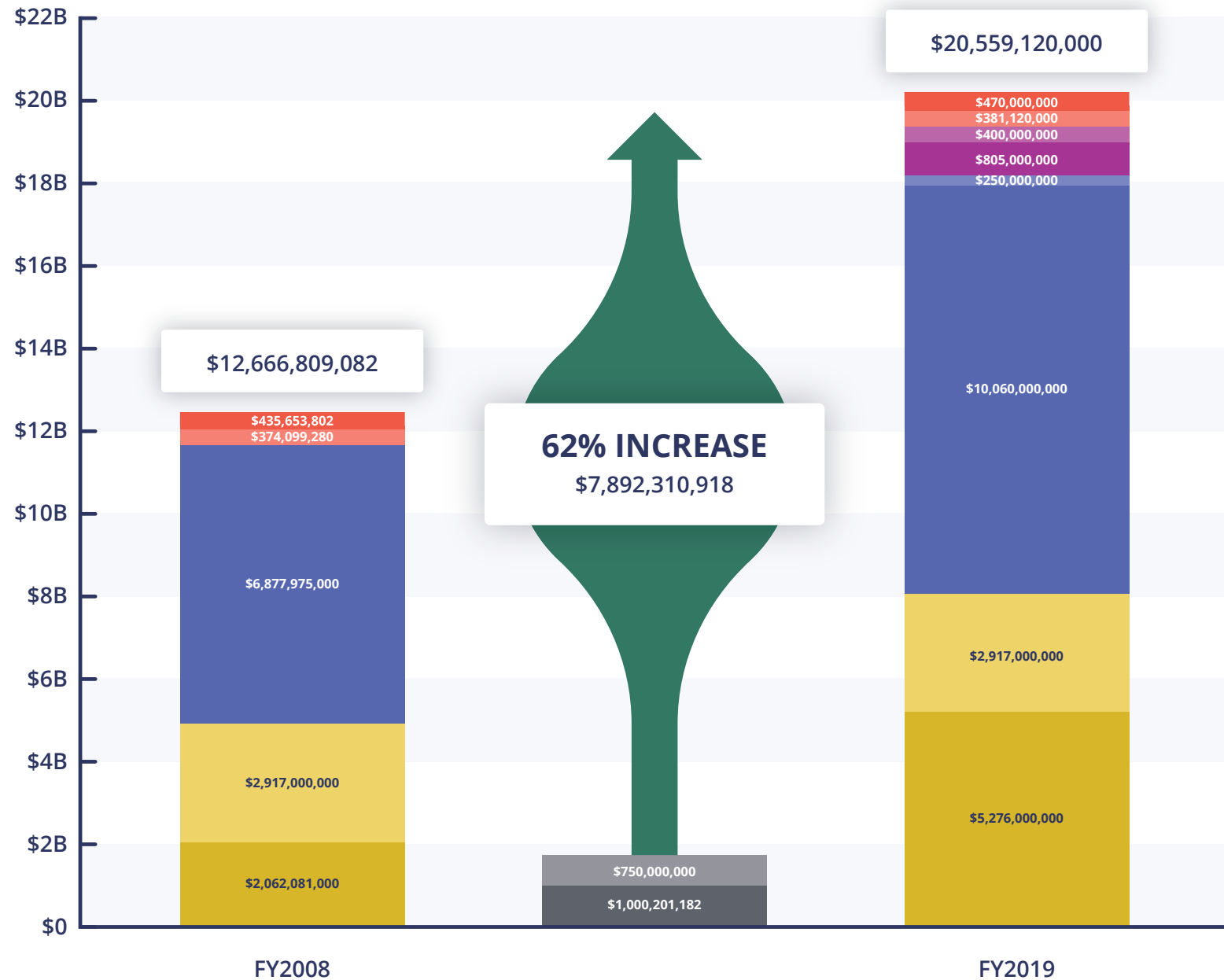
Child Care and Development Block Grant (CCDBG) Funding

Percent Change - Year to Year (2009-2019)



Federal ECE Investment Fiscal Years 2008-2019

- Child Care and Development Block Grants (CCDBG) [Discretionary]
- Child Care and Development Block Grants (CCDBG) [Mandatory]
- Head Start/Early Head Start
- Preschool Development Grants (PDG B-5)
- Early Head Start – Child care Partnerships
- Maternal Infant and Early Childhood Home Visiting (MIECHV) Program [Mandatory]
- IDEA Preschool Grants [Part B (619)]
- Individuals with Disabilities Education Act (IDEA) Grants for Infants and Families [Part C]



● From FY14-FY17, an additional \$750,000,000 was spent on **Preschool Development Grants (Legacy)**.

● From FY11-FY13, an additional \$1,000,201,182 was spent on **Race to the Top – Early Learning Challenge**.

Fiscal Year 2008 & 2009



Programs (Italics indicates funding was provided within above program)	FY2008 President's Budget Request (Republican)	FY2008 House Level (Democrat)	FY2008 Senate Level (Democrat)	FY2008 Final Funding Level	FY2009 President's Budget Request (Republican)	FY2009 House Level (Democrat) ¹	FY2009 Senate Level (Democrat)	FY2009 Final Funding Level	American Recovery and Reinvestment ACT (ARRA)	FY2008 Compared to FY2009 (ARRA excluded)	Percent Change FY2008 to FY2009 (ARRA excluded)
U.S. DEPARTMENT OF HEALTH AND HUMAN SERVICES											
Head Start/Early Head Start	\$6,788,571,000	\$6,963,571,000	\$7,088,571,000	\$6,877,975,000	\$7,026,571,000	...	\$7,104,571,000	\$7,112,786,000	\$2,100,000,000 ²	\$234,811,000	3.41%
<i>Early Head Start-Child Care Partnerships</i>	N/A	N/A	N/A	N/A	N/A	N/A	N/A	N/A	N/A	N/A	N/A
Child Care and Development Fund (CCDF)	\$4,979,081,000	\$5,054,081,000	\$4,979,081,000	\$4,979,081,000	\$4,979,081,000	...	\$5,054,081,000	\$5,044,081,000	\$2,000,000,000	\$65,000,000	1.31%
<i>Child Care and Development Block Grants (CCDBG) [Discretionary]</i>	\$2,062,081,000	\$2,137,081,000	\$2,062,081,000	\$2,062,081,000	\$2,062,081,000	...	\$2,137,081,000	\$2,127,081,000	\$2,000,000,000	\$65,000,000	3.15%
<i>CCDBG [Mandatory] ³</i>	\$2,917,000,000	\$2,917,000,000	\$2,917,000,000	\$2,917,000,000	\$2,917,000,000	...	\$2,917,000,000	\$2,917,000,000	N/A	\$0	0.00%
Maternal Infant and Early Childhood Home Visiting (MIECHV) Program [Mandatory]	N/A	N/A	N/A	N/A	N/A	N/A	N/A	N/A	N/A	N/A	N/A
U.S. DEPARTMENT OF EDUCATION											
Preschool Development Grants (PDG)	N/A	N/A	N/A	N/A	N/A	N/A	N/A	N/A	N/A	N/A	N/A
Race to the Top - Early Learning Challenge Fund (RTT-ELC)	N/A	N/A	N/A	N/A	N/A	N/A	N/A	N/A	N/A	N/A	N/A
Every Student Succeeds Act (ESSA) -Title I	\$13,909,900,000	\$14,362,824,000	\$13,909,900,000	\$13,898,875,000	\$14,304,901,000	...	\$14,529,901,000	\$14,492,401,000	\$10,000,000,000	\$593,526,000	4.27%
Individuals with Disabilities Education Act (IDEA) - State Grants	\$10,491,941,000	\$11,292,425,000	\$11,240,000,000	\$10,947,511,000	\$11,284,511,000	...	\$11,424,511,000	\$11,505,211,000	\$11,300,000,000	\$557,700,000	5.09%
ESSA Title II State Grants	\$2,787,488,000	\$3,187,439,000	\$2,887,439,000	\$2,935,248,000	\$2,835,248,000	...	\$2,935,249,000	\$2,947,749,000	N/A	\$12,501,000	0.43%
Career and Technical Education State Grants	\$600,000,000	\$1,206,553,000	\$1,181,553,000	\$1,160,911,000	\$0	...	\$1,160,911,000	\$1,160,911,000	N/A	\$0	0.00%
21st Century Learning Centers	\$981,180,000	\$1,106,166,000	\$1,000,000,000	\$1,081,166,000	\$800,000,000	...	\$1,081,166,000	\$1,131,166,000	N/A	\$50,000,000	4.62%

¹ The House did not release a Labor-HHS bill and report for FY2011, so funding levels were not available (indicated with “...” in the table).

² \$1,000,000,000 for Head Start and \$1,100,000,000 for Early Head Start.

³ The House and Senate Labor-HHS bills do not provide mandatory funding levels for CCDBG, so the known funding level of \$2,917,000,000 was used for consistency.

Fiscal Year 2010



Programs (Italics indicates funding was provided within above program)	FY2009 Final Funding Level	American Recovery and Reinvestment Funding (ARRA)	FY2010 President's Budget Request (Democrat)	FY2010 House Level (Democrat)	FY2010 Senate Level (Democrat)	FY2010 Final Funding Level	FY2009 compared to FY2010 (not including ARRA funds)	Percent Change FY2009 to FY2010 (not including ARRA funds)
U.S. DEPARTMENT OF HEALTH AND HUMAN SERVICES								
Head Start/Early Head Start	\$7,112,786,000	\$2,100,000,000 ¹	\$7,234,783,000	\$7,234,783,000	\$7,234,783,000	\$7,234,783,000	\$121,997,000	1.72%
<i>Early Head Start-Child Care Partnerships</i>	N/A	N/A	N/A	N/A	N/A	N/A	N/A	N/A
Child Care and Development Fund (CCDF)	\$5,044,081,000	\$2,000,000,000	\$5,044,081,000	\$5,044,081,000	\$5,044,081,000	\$5,044,081,000	\$0	0.00%
<i>Child Care and Development Block Grants (CCDBG) [Discretionary]</i>	\$2,127,081,000	\$2,000,000,000	\$2,127,081,000	\$2,127,081,000	\$2,127,081,000	\$2,127,081,000	\$0	0.00%
<i>CCDBG [Mandatory] ²</i>	\$2,917,000,000	N/A	\$2,917,000,000	\$2,917,000,000	\$2,917,000,000	\$2,917,000,000	\$0	0.00%
Maternal Infant and Early Childhood Home Visiting (MIECHV) Program [Mandatory] ³	N/A	N/A	N/A	N/A	N/A	\$100,000,000	\$0	0.00%
U.S. DEPARTMENT OF EDUCATION								
Preschool Development Grants (PDG)	N/A	N/A	N/A	N/A	N/A	N/A	N/A	N/A
Race to the Top - Early Learning Challenge Fund (RTT-ELC)	N/A	N/A	N/A	N/A	N/A	N/A	N/A	N/A
Every Student Succeeds Act (ESSA) - Title I	\$14,492,401,000	\$10,000,000,000	\$12,992,401,000	\$14,492,401,000	\$13,792,401,000	\$14,492,401,000	\$0	0.00%
Individuals with Disabilities Education Act (IDEA) - State Grants	\$11,505,211,000	\$11,300,000,000	\$11,505,211,000	\$11,505,211,000	\$11,505,211,000	\$11,505,211,000	\$0	0.00%
ESSA Title II State Grants	\$2,947,749,000	N/A	\$2,947,749,000	\$2,947,749,000	\$2,947,749,000	\$2,947,749,000	\$0	0.00%
Career and Technical Education State Grants	\$1,160,911,000	N/A	\$1,160,911,000	\$1,160,911,000	\$1,160,911,000	\$1,160,911,000	\$0	0.00%
21st Century Learning Centers	\$1,131,166,000	N/A	\$1,131,166,000	\$1,181,166,000	\$1,131,166,000	\$1,166,166,000	\$35,000,000	3.09%

¹ \$1,000,000,000 for Head Start and \$1,100,000,000 for Early Head Start.

² The House and Senate Labor-HHS bills do not provide mandatory funding levels for CCDBG, so the known funding level of \$2,917,000,000 was used for consistency.

³ MIECHV is a Mandatory Program so funding is not appropriated by Congress.

Fiscal Year 2011



Programs (Italics indicates funding was provided within above program)	FY2010 Final Funding Level	FY2011 President's Budget Request (Democrat)	FY2011 House Level (Democrat) ¹	FY2011 Senate Level (Democrat)	FY2011 Final Funding Level	FY2010 Compared to FY2011	Percent Change FY2010 to FY2011
U.S. DEPARTMENT OF HEALTH AND HUMAN SERVICES							
Head Start/Early Head Start	\$7,234,783,000*	\$8,223,958,000	...	\$8,223,958,000	\$7,559,633,000	\$324,850,000	4.49%
<i>Early Head Start-Child Care Partnerships</i>	N/A	N/A	N/A	N/A	N/A	N/A	N/A
Child Care and Development Fund (CCDF)	\$5,044,081,000	\$6,644,081,000	...	\$6,044,081,000	\$5,139,627,000	\$95,546,000	1.89%
<i>Child Care and Development Block Grants (CCDBG) [Discretionary]</i>	\$2,127,081,000	\$2,927,081,000	...	\$3,127,081,000	\$2,222,627,000	\$95,546,000	4.49%
<i>CCDBG [Mandatory] ²</i>	\$2,917,000,000	\$3,717,000,000	...	\$2,917,000,000	\$2,917,000,000	\$0	0.00%
Maternal Infant and Early Childhood Home Visiting (MIECHV) Program [Mandatory] ³	\$100,000,000	N/A	N/A	N/A	\$250,000,000	\$150,000,000	150.00%
U.S. DEPARTMENT OF EDUCATION							
Preschool Development Grants (PDG)	N/A	N/A	N/A	N/A	N/A	N/A	N/A
Race to the Top - Early Learning Challenge Fund (RTT-ELC)	\$0	\$0	...	\$300,000,000	\$497,293,648	N/A	N/A
Every Student Succeeds Act (ESSA) -Title I	\$14,492,401,000	\$14,492,401,000	...	\$14,942,401,000	\$14,442,927,000	-\$49,474,000	-0.34%
Individuals with Disabilities Education Act (IDEA) - State Grants	\$11,505,211,000	\$11,755,211,000	...	\$11,925,211,000	\$11,465,960,000	-\$39,251,000	-0.34%
ESSA Title II State Grants	\$2,947,749,000	\$2,500,000,000	...	\$2,954,673,000	\$2,464,876,000	-\$482,873,000	-16.38%
Career and Technical Education State Grants	\$1,160,911,000	\$1,264,000,000	...	\$1,160,911,000	\$1,122,164,000	-\$38,747,000	-3.34%
21st Century Learning Centers	\$1,166,166,000	\$1,166,166,000	...	\$1,266,166,000	\$1,153,854,000	-\$12,312,000	-1.06%

¹ The House did not release a Labor-HHS bill and report for FY2011, so funding levels were not available (indicated with "..." in the table).

² The House and Senate Labor-HHS bills do not provide mandatory funding levels for CCDBG, so the known funding level of \$2,917,000,000 was used for consistency.

³ MIECHV is a Mandatory Program so funding is not appropriated by Congress.

Fiscal Year 2012



Programs (Italics indicates funding was provided within above program)	FY2011 Final Funding Level	FY2012 President's Budget Request (Democrat)	FY2012 House Level (Republican) ¹	FY2012 Senate Level (Democrat)	FY2012 Final Funding Level	FY2011 Compared to FY2012	Percent Change FY2011 to FY2012
U.S. DEPARTMENT OF HEALTH AND HUMAN SERVICES							
Head Start/Early Head Start	\$7,559,633,000	\$8,099,783,000	\$8,099,783,000	\$7,899,633,000	\$7,968,544,000	\$408,911,000	5.41%
<i>Early Head Start-Child Care Partnerships</i>	N/A	N/A	N/A	N/A	N/A	N/A	N/A
Child Care and Development Fund (CCDF)	\$5,139,627,000	\$6,343,757,000	\$5,139,628,000	\$5,139,627,000	\$5,195,312,835	\$55,685,835	1.08%
<i>Child Care and Development Block Grants (CCDBG) [Discretionary]</i>	\$2,222,627,000	\$2,926,757,000	\$2,222,628,000	\$2,222,627,000	\$2,278,312,835	\$55,685,835	2.51%
<i>CCDBG [Mandatory] ²</i>	\$2,917,000,000	\$3,417,000,000	\$2,917,000,000	\$2,917,000,000	\$2,917,000,000	\$0	0.00%
Maternal Infant and Early Childhood Home Visiting (MIECHV) Program [Mandatory] ³	\$250,000,000	N/A	N/A	N/A	\$343,700,000	\$93,700,000	37.48%
U.S. DEPARTMENT OF EDUCATION							
Preschool Development Grants (PDG)	N/A	N/A	N/A	N/A	N/A	N/A	N/A
Race to the Top - Early Learning Challenge Fund (RTT-ELC)	\$497,293,648	\$350,000,000	...	Not Specified ⁴	\$132,915,514	-\$364,378,134	-73.27%
Every Student Succeeds Act (ESSA) -Title I	\$14,442,927,000	\$14,792,401,000	...	\$14,463,417,000	\$14,516,457,000	\$73,530,000	0.51%
Individuals with Disabilities Education Act (IDEA) - State Grants	\$11,465,960,000	\$11,705,211,000	...	\$11,482,200,000	\$11,577,855,000	\$111,895,000	0.98%
ESSA Title II State Grants	\$2,464,876,000	\$2,500,000,000	...	\$2,468,054,000	\$2,466,567,000	\$1,691,000	0.07%
Career and Technical Education State Grants	\$1,122,164,000	\$1,000,000,000	...	\$1,123,659,000	\$1,123,030,000	\$866,000	0.08%
21st Century Learning Centers	\$1,153,854,000	\$1,266,166,000	...	\$1,153,854,000	\$1,151,673,000	-\$2,181,000	-0.19%

¹ The House did not release a Labor-HHS bill and report for FY2011, so funding levels were not available (indicated with "..." in the table).

² The House and Senate Labor-HHS bills do not provide mandatory funding levels for CCDBG, so the known funding level of \$2,917,000,000 was used for consistency.

³ MIECHV is a Mandatory Program so funding is not appropriated by Congress.

⁴ The Committee does not recommend resources for a separate Early Learning Challenge Fund. The Committee will continue the efforts to improve early learning and development programs for young children through the RTT-ELC program. The Committee provided \$698,600,000 for RTT, but did not specify an amount for RTT-ELC.

Fiscal Year 2013



Programs (Italics indicates funding was provided within above program)	FY2012 Final Funding Level	FY2013 President's Budget Request (Democrat)	FY2013 House Level (Republican) ¹	FY2013 Senate Level (Democrat)	FY2013 Final Funding Level	FY2012 Compared to FY2013	Percent Change FY2012 to FY2013
U.S. DEPARTMENT OF HEALTH AND HUMAN SERVICES							
Head Start/Early Head Start	\$7,968,544,000	\$8,054,000,000	...	\$8,038,544,000	\$7,573,080,875	-\$395,463,125	-4.96%
<i>Early Head Start-Child Care Partnerships</i>	N/A	N/A	N/A	N/A	N/A	N/A	N/A
Head Start Disaster Relief	\$0	\$0	N/A	N/A	\$94,976,541	N/A	N/A
Child Care and Development Fund (CCDF)	\$5,195,312,835	\$6,020,313,000	...	\$5,355,313,000	\$5,122,558,084	-\$72,754,751	-1.40%
<i>Child Care and Development Block Grants (CCDBG) [Discretionary]</i>	\$2,278,312,835	\$2,603,313,000	...	\$2,438,313,000	\$2,205,558,084	-\$72,754,751	-3.19%
<i>CCDBG [Mandatory] ²</i>	\$2,917,000,000	\$3,417,000,000	...	\$2,917,000,000	\$2,917,000,000	\$0	0.00%
Maternal Infant and Early Childhood Home Visiting (MIECHV) Program [Mandatory] ³	\$343,700,000	N/A	N/A	N/A	\$379,600,000	\$35,900,000	10.45%
U.S. DEPARTMENT OF EDUCATION							
Preschool Development Grants (PDG)	N/A	N/A	N/A	N/A	N/A	N/A	N/A
Race to the Top - Early Learning Challenge Fund (RTT-ELC)	\$132,915,514	\$850,000,000	...	Not Specified ⁴	\$369,992,020	\$237,076,506	178.37%
Every Student Succeeds Act (ESSA) -Title I	\$14,516,457,000	\$14,516,457,000	...	\$14,616,457,000	\$13,760,219,000	-\$756,238,000	-5.21%
Individuals with Disabilities Education Act (IDEA) - State Grants	\$11,577,855,000	\$11,577,855,000	...	\$11,677,855,000	\$10,974,866,000	-\$602,989,000	-5.21%
ESSA Title II State Grants	\$2,466,567,000	\$2,466,567,000	...	\$2,466,567,000	\$2,337,830,000	-\$128,737,000	-5.22%
Career and Technical Education State Grants	\$1,123,030,000	\$1,123,030,000	...	\$1,123,030,000	\$1,064,446,000	-\$58,584,000	-5.22%
21st Century Learning Centers	\$1,151,673,000	\$1,151,673,000	...	\$1,151,673,000	\$1,091,564,000	-\$60,109,000	-5.22%

¹ The House did not release a Labor-HHS bill and report for FY2011, so funding levels were not available (indicated with "..." in the table).

² The House and Senate Labor-HHS bills do not provide mandatory funding levels for CCDBG, so the known funding level of \$2,917,000,000 was used for consistency.

³ MIECHV is a Mandatory Program so funding is not appropriated by Congress.

⁴ The Committee expects a significant portion of the fiscal year 2013 appropriation to be used for RTT-ELC.

Fiscal Year 2014



Programs (Italics indicates funding was provided within above program)	FY2013 Final Funding Level	FY2014 President's Budget Request (Democrat)	FY2014 House Level (Republican) ¹	FY2014 Senate Level (Democrat)	FY2014 Final Funding Level	FY2013 Compared to FY2014	Percent Change FY2013 to FY2014
U.S. DEPARTMENT OF HEALTH AND HUMAN SERVICES							
Head Start/Early Head Start	\$7,573,080,875	\$9,621,070,000	...	\$9,621,070,000	\$8,598,095,000	\$1,025,014,125	13.53%
<i>Early Head Start-Child Care Partnerships</i>	\$0	\$1,430,376,000	...	\$1,430,376,000	\$500,000,000	N/A	N/A
Head Start Disaster Relief	\$94,976,541	N/A	N/A	N/A	N/A	N/A	N/A
Child Care and Development Fund (CCDF)	\$5,122,558,084	\$5,895,313,000	...	\$5,417,000,000	\$5,277,000,000	\$154,441,916	3.01%
<i>Child Care and Development Block Grants (CCDBG) [Discretionary]</i>	\$2,205,558,084	\$2,478,313,000	...	\$2,500,000,000	\$2,360,000,000	\$154,441,916	7.00%
<i>CCDBG [Mandatory] ²</i>	\$2,917,000,000	\$3,417,000,000	...	\$2,917,000,000	\$2,917,000,000	\$0	0.00%
Maternal Infant and Early Childhood Home Visiting (MIECHV) Program [Mandatory] ³	\$379,600,000	N/A	N/A	N/A	\$371,200,000	-\$8,400,000	-2.21%
U.S. DEPARTMENT OF EDUCATION							
Preschool Development Grants (PDG)	\$0	\$750,000,000	...	\$750,000,000	\$250,000,000 ⁴	N/A	N/A
Race to the Top - Early Learning Challenge Fund (RTT-ELC)	\$369,992,020	\$0	...	\$0	\$0	N/A	N/A
Every Student Succeeds Act (ESSA) -Title I	\$13,760,219,000	\$14,516,457,000	...	\$14,612,425,000	\$14,384,802,000	\$624,583,000	4.54%
Individuals with Disabilities Education Act (IDEA) - State Grants	\$10,974,866,000	\$11,577,855,000	...	\$11,722,946,000	\$11,472,848,000	\$497,982,000	4.54%
ESSA Title II State Grants	\$2,337,830,000	\$2,466,567,000	...	\$2,461,634,000	\$2,349,830,000	\$12,000,000	0.51%
Career and Technical Education State Grants	\$1,064,446,000	\$1,123,030,000	...	\$1,123,030,000	\$1,117,598,000	\$53,152,000	4.99%
21st Century Learning Centers	\$1,091,564,000	\$1,251,673,000	...	\$1,200,000,000	\$1,149,370,000	\$57,806,000	5.30%

¹ The House did not release a Labor-HHS bill and report for FY2011, so funding levels were not available (indicated with "...") in the table.

² The House and Senate Labor-HHS bills do not provide mandatory funding levels for CCDBG, so the known funding level of \$2,917,000,000 was used for consistency.

³ MIECHV is a Mandatory Program so funding is not appropriated by Congress.

⁴ Funded within RTT

Fiscal Year 2015



Programs (Italics indicates funding was provided within above program)	FY2014 Final Funding Level	FY2015 President's Budget Request (Democrat)	FY2015 House Level (Republican) ¹	FY2015 Senate Level (Democrat)	FY2015 Final Funding Level	FY2014 Compared to FY2015	Percent Change FY2014 to FY2015
U.S. DEPARTMENT OF HEALTH AND HUMAN SERVICES							
Head Start/Early Head Start	\$8,598,095,000	\$9,668,389,000	\$8,868,389,000	\$8,742,845,000	\$8,598,095,000	\$0	0.00%
<i>Early Head Start-Child Care Partnerships</i>	\$500,000,000	\$1,450,000,000	\$565,000,000	\$565,000,000	\$500,000,000	\$0	0.00%
Child Care and Development Fund (CCDF)	\$5,277,000,000	\$6,084,000,000	\$5,425,246,000	\$5,375,246,000	\$5,352,000,000	\$75,000,000	1.42%
<i>Child Care and Development Block Grants (CCDBG) [Discretionary]</i>	\$2,360,000,000	\$2,417,000,000	\$2,508,246,000	\$2,458,246,000	\$2,435,000,000	\$75,000,000	3.18%
<i>CCDBG [Mandatory] ²</i>	\$2,917,000,000	\$3,667,000,000	\$2,917,000,000	\$2,917,000,000	\$2,917,000,000	\$0	0.00%
Maternal Infant and Early Childhood Home Visiting (MIECHV) Program [Mandatory] ³	\$371,200,000	N/A	N/A	N/A	\$400,000,000	\$28,800,000	7.76%
U.S. DEPARTMENT OF EDUCATION							
Preschool Development Grants (PDG)	\$250,000,000	\$750,000,000	\$250,000,000	\$350,000,000	\$250,000,000	\$0	0.00%
Race to the Top - Early Learning Challenge Fund (RTT-ELC)	N/A	N/A	N/A	N/A	N/A	N/A	N/A
Every Student Succeeds Act (ESSA) -Title I	\$14,384,802,000	\$14,384,802,000	...	\$14,434,802,000	\$14,409,802,000	\$25,000,000	0.17%
Individuals with Disabilities Education Act (IDEA) - State Grants	\$11,472,848,000	\$11,572,848,000	...	\$11,512,848,000	\$11,497,848,000	\$25,000,000	0.22%
ESSA Title II State Grants	\$2,349,830,000	\$2,000,000,000	...	\$2,349,830,000	\$2,349,830,000	\$0	0.00%
Career and Technical Education State Grants	\$1,117,598,000	\$1,117,598,000	...	\$1,123,000,000	\$1,117,598,000	\$0	0.00%
21st Century Learning Centers	\$1,149,370,000	\$1,149,370,000	...	\$1,149,370,000	\$1,151,673,000	\$2,303,000	0.20%

¹ The House did not release a Labor-HHS bill and report for FY2011, so funding levels were not available (indicated with "..." in the table).

² The House and Senate Labor-HHS bills do not provide mandatory funding levels for CCDBG, so the known funding level of \$2,917,000,000 was used for consistency.

³ MIECHV is a Mandatory Program so funding is not appropriated by Congress.

Fiscal Year 2016



Programs (Italics indicates funding was provided within above program)	FY2015 Final Funding Level	FY2016 President's Budget Request (Democrat)	FY2016 House Level (Republican)	FY2016 Senate Level (Republican)	FY2016 Final Funding Level	FY2015 Compared to FY2016	Percent Change FY2015 to FY2016
U.S. DEPARTMENT OF HEALTH AND HUMAN SERVICES							
Head Start/Early Head Start	\$8,598,095,000	\$10,117,706,000	\$8,790,095,000	\$8,698,095,000	\$9,168,095,000	\$570,000,000	6.63%
<i>Early Head Start-Child Care Partnerships</i>	\$500,000,000	\$650,000,000	\$650,000,000	\$600,000,000	\$635,000,000	\$135,000,000	27.00%
Child Care and Development Fund (CCDF)	\$5,352,000,000	\$9,387,011,000	\$5,352,000,000	\$5,502,000,000	\$5,678,000,000	\$326,000,000	6.09%
<i>Child Care and Development Block Grants (CCDBG) [Discretionary]</i>	\$2,435,000,000	\$2,805,149,000	\$2,435,000,000	\$2,585,000,000	\$2,761,000,000	\$326,000,000	13.39%
<i>CCDBG [Mandatory] ¹</i>	\$2,917,000,000	\$6,581,862,000	\$2,917,000,000	\$2,917,000,000	\$2,917,000,000	\$0	0.00%
Maternal Infant and Early Childhood Home Visiting (MIECHV) Program [Mandatory] ²	\$400,000,000	N/A	N/A	N/A	\$400,000,000	\$0	0.00%
U.S. DEPARTMENT OF EDUCATION							
Preschool Development Grants (PDG)	\$250,000,000	\$750,000,000	\$0	\$0	\$250,000,000	\$0	0.00%
Race to the Top - Early Learning Challenge Fund (RTT-ELC)	N/A	N/A	N/A	N/A	N/A	N/A	N/A
Every Student Succeeds Act (ESSA) - Title I	\$14,409,802,000	\$15,409,802,000	\$14,409,802,000	\$14,559,802,000	\$14,909,802,000	\$500,000,000	3.47%
Individuals with Disabilities Education Act (IDEA) - State Grants	\$11,497,848,000	\$11,672,848,000	\$12,000,000,000	\$11,597,848,000	\$11,912,848,000	\$415,000,000	3.61%
ESSA Title II State Grants	\$2,349,830,000	\$2,349,830,000	\$1,681,441,000	\$2,246,441,000	\$2,349,830,000	\$0	0.00%
Career and Technical Education State Grants	\$1,117,598,000	\$1,317,598,000	\$1,117,598,000	\$1,117,598,000	\$1,117,598,000	\$0	0.00%
21st Century Learning Centers	\$1,151,673,000	\$1,151,673,000	\$1,151,673,000	\$1,035,000,000	\$1,166,673,000	\$15,000,000	1.30%

¹ The House and Senate Labor-HHS bills do not provide mandatory funding levels for CCDBG, so the known funding level of \$2,917,000,000 was used for consistency.

² MIECHV is a Mandatory Program so funding is not appropriated by Congress.

Fiscal Year 2017



Programs (Italics indicates funding was provided within above program)	FY2016 Final Funding Level	FY2017 President's Budget Request (Democrat)	FY2017 House Level (Republican)	FY2017 Senate Level (Republican)	FY2017 Final Funding Level	FY2016 Compared to FY2017	Percent Change FY2016 to FY2017
U.S. DEPARTMENT OF HEALTH AND HUMAN SERVICES							
Head Start/Early Head Start	\$9,168,095,000	\$9,601,724,000	\$9,309,724,000	\$9,203,095,000	\$9,253,095,000	\$85,000,000	0.93%
<i>Early Head Start-Child Care Partnerships</i>	\$635,000,000	\$645,000,000	\$645,000,000	\$635,000,000	\$640,000,000	\$5,000,000	0.79%
Child Care and Development Fund (CCDF)	\$5,678,000,000	\$9,543,534,000	\$5,718,000,000	\$5,703,000,000	\$5,773,000,000	\$95,000,000	1.67%
<i>Child Care and Development Block Grants (CCDBG) [Discretionary]</i>	\$2,761,000,000	\$2,961,672,000	\$2,801,000,000	\$2,786,000,000	\$2,856,000,000	\$95,000,000	3.44%
<i>CCDBG [Mandatory] ¹</i>	\$2,917,000,000	\$6,581,862,000	\$2,917,000,000	\$2,917,000,000	\$2,917,000,000	\$0	0.00%
Preschool Development Grants (PDG) ²	\$250,000,000	\$350,000,000	\$250,000,000	\$250,000,000	\$250,000,000	\$0	0.00%
Maternal Infant and Early Childhood Home Visiting (MIECHV) Program [Mandatory] ³	\$400,000,000	N/A	N/A	N/A	\$400,000,000	\$0	0.00%
U.S. DEPARTMENT OF EDUCATION							
Race to the Top - Early Learning Challenge Fund (RTT-ELC)	N/A	N/A	N/A	N/A	N/A	N/A	N/A
Every Student Succeeds Act (ESSA) - Title I	\$14,909,802,000	\$15,359,802,000	\$15,359,802,000	\$15,409,802,000	\$15,459,802,000	\$550,000,000	3.69%
Individuals with Disabilities Education Act (IDEA) - State Grants	\$11,912,848,000	\$11,912,848,000	\$12,412,848,000	\$11,952,848,000	\$12,002,848,000	\$90,000,000	0.76%
ESSA Title II State Grants	\$2,349,830,000	\$2,250,000,000	\$1,949,830,000	\$2,055,830,000	\$2,055,830,000	-\$294,000,000	-12.51%
Career and Technical Education State Grants	\$1,117,598,000	\$1,192,598,000	\$1,117,598,000	\$1,117,598,000	\$1,117,598,000	\$0	0.00%
21st Century Learning Centers	\$1,166,673,000	\$1,000,000,000	\$1,166,673,000	\$1,050,000,000	\$1,191,673,000	\$25,000,000	2.14%

¹ The House and Senate Labor-HHS bills do not provide mandatory funding levels for CCDBG, so the known funding level of \$2,917,000,000 was used for consistency.

² Administration of the Preschool Development Grants moved from the U.S. Department of Education to the U.S. Department of Health and Human Services with the reauthorization of the Elementary and Secondary Education Act (Every Student Succeeds Act).

³ MIECHV is a Mandatory Program so funding is not appropriated by Congress.

Fiscal Year 2017



Programs (Italics indicates funding was provided within above program)	FY2016 Final Funding Level	FY2017 President's Budget Request (Democrat)	FY2017 House Level (Republican)	FY2017 Senate Level (Republican)	FY2017 Final Funding Level	FY2016 Compared to FY2017	Percent Change FY2016 to FY2017
U.S. DEPARTMENT OF HEALTH AND HUMAN SERVICES							
Head Start/Early Head Start	\$9,168,095,000	\$9,601,724,000	\$9,309,724,000	\$9,203,095,000	\$9,253,095,000	\$85,000,000	0.93%
<i>Early Head Start-Child Care Partnerships</i>	\$635,000,000	\$645,000,000	\$645,000,000	\$635,000,000	\$640,000,000	\$5,000,000	0.79%
Child Care and Development Fund (CCDF)	\$5,678,000,000	\$9,543,534,000	\$5,718,000,000	\$5,703,000,000	\$5,773,000,000	\$95,000,000	1.67%
<i>Child Care and Development Block Grants (CCDBG) [Discretionary]</i>	\$2,761,000,000	\$2,961,672,000	\$2,801,000,000	\$2,786,000,000	\$2,856,000,000	\$95,000,000	3.44%
<i>CCDBG [Mandatory] ¹</i>	\$2,917,000,000	\$6,581,862,000	\$2,917,000,000	\$2,917,000,000	\$2,917,000,000	\$0	0.00%
Preschool Development Grants (PDG) ²	\$250,000,000	\$350,000,000	\$250,000,000	\$250,000,000	\$250,000,000	\$0	0.00%
Maternal Infant and Early Childhood Home Visiting (MIECHV) Program [Mandatory] ³	\$400,000,000	N/A	N/A	N/A	\$400,000,000	\$0	0.00%
U.S. DEPARTMENT OF EDUCATION							
Race to the Top - Early Learning Challenge Fund (RTT-ELC)	N/A	N/A	N/A	N/A	N/A	N/A	N/A
Every Student Succeeds Act (ESSA) - Title I	\$14,909,802,000	\$15,359,802,000	\$15,359,802,000	\$15,409,802,000	\$15,459,802,000	\$550,000,000	3.69%
Individuals with Disabilities Education Act (IDEA) - State Grants	\$11,912,848,000	\$11,912,848,000	\$12,412,848,000	\$11,952,848,000	\$12,002,848,000	\$90,000,000	0.76%
ESSA Title II State Grants	\$2,349,830,000	\$2,250,000,000	\$1,949,830,000	\$2,055,830,000	\$2,055,830,000	-\$294,000,000	-12.51%
Career and Technical Education State Grants	\$1,117,598,000	\$1,192,598,000	\$1,117,598,000	\$1,117,598,000	\$1,117,598,000	\$0	0.00%
21st Century Learning Centers	\$1,166,673,000	\$1,000,000,000	\$1,166,673,000	\$1,050,000,000	\$1,191,673,000	\$25,000,000	2.14%

¹ The House and Senate Labor-HHS bills do not provide mandatory funding levels for CCDBG, so the known funding level of \$2,917,000,000 was used for consistency.

² Administration of the Preschool Development Grants moved from the U.S. Department of Education to the U.S. Department of Health and Human Services with the reauthorization of the Elementary and Secondary Education Act (Every Student Succeeds Act).

³ MIECHV is a Mandatory Program so funding is not appropriated by Congress.

Fiscal Year 2018



Programs (Italics indicates funding was provided within above program)	FY2017 Final Funding Level	FY2018 President's Budget Request (Republican)	FY2018 House Level (Republican)	FY2018 Senate Level (Republican)	FY2018 Final Funding Level	FY2017 Compared to FY2018	Percent Change FY2017 to FY2018
U.S. DEPARTMENT OF HEALTH AND HUMAN SERVICES							
Head Start/Early Head Start	\$9,253,095,000	\$9,168,095,000	\$9,275,000,000	\$9,253,095,000	\$9,863,000,000	\$609,905,000	6.59%
<i>Early Head Start-Child Care Partnerships</i>	\$640,000,000	\$635,000,000	\$640,000,000	\$640,000,000	\$755,000,000	\$115,000,000	17.97%
Child Care and Development Fund (CCDF)	\$5,773,000,000	\$5,678,000,000	\$5,777,000,000	\$5,773,000,000	\$8,143,000,000	\$2,370,000,000	41.05%
<i>Child Care and Development Block Grants (CCDBG) [Discretionary]</i>	\$2,856,000,000	\$2,761,000,000	\$2,860,000,000	\$2,856,000,000	\$5,226,000,000	\$2,370,000,000	82.98%
<i>CCDBG [Mandatory] ¹</i>	\$2,917,000,000	\$2,917,000,000	\$2,917,000,000	\$2,917,000,000	\$2,917,000,000	\$0	0.00%
Preschool Development Grants (PDG B-5) ²	\$250,000,000	\$0	\$250,000,000	\$250,000,000	\$250,000,000	\$0	0.00%
Maternal Infant and Early Childhood Home Visiting (MIECHV) Program [Mandatory] ³	\$400,000,000	N/A	N/A	N/A	\$400,000,000	\$0	0.00%
U.S. DEPARTMENT OF EDUCATION							
Race to the Top - Early Learning Challenge Fund (RTT-ELC)	N/A	N/A	N/A	N/A	N/A	N/A	N/A
Every Student Succeeds Act (ESSA) - Title I	\$15,459,802,000	\$15,881,458,000	\$15,459,802,000	\$15,485,210,000	\$15,759,802,000	\$300,000,000	1.94%
Individuals with Disabilities Education Act (IDEA) - State Grants	\$12,002,848,000	\$11,890,202,000	\$12,202,848,000	\$12,002,848,000	\$12,277,848,000	\$275,000,000	2.29%
ESSA Title II State Grants	\$2,055,830,000	\$0	\$0	\$2,055,830,000	\$2,055,830,000	\$0	0.00%
Career and Technical Education State Grants	\$1,117,598,000	\$949,499,000	\$1,117,598,000	\$1,117,598,000	\$1,192,598,000	\$75,000,000	6.71%
21st Century Learning Centers	\$1,191,673,000	\$0	\$1,000,000,000	\$1,191,673,000	\$1,211,673,000	\$20,000,000	1.68%

¹ The House and Senate Labor-HHS bills do not provide mandatory funding levels for CCDBG, so the known funding level of \$2,917,000,000 was used for consistency.

² A new Preschool Development Grant Program (Preschool Development Grant Birth through Five) was rolled out by the U.S. Department of Health and Human Services as authorized by the Every Student Succeeds Act (ESSA).

³ MIECHV is a Mandatory Program so funding is not appropriated by Congress.

Fiscal Year 2019



Programs (Italics indicates funding was provided within above program)	FY2018 Final Funding Level	FY2019 President's Budget Request (Republican)	FY2019 House Level (Republican)	FY2019 Senate Level (Republican)	FY2019 Final Funding Level	FY2018 Compared to FY2019	Percent Change FY2018 to FY2019
U.S. DEPARTMENT OF HEALTH AND HUMAN SERVICES							
Head Start/Early Head Start	\$9,863,000,000	\$9,275,000,000	\$9,913,000,000	\$10,110,000,000	\$10,060,000,000	\$197,000,000	2.00%
<i>Early Head Start-Child Care Partnerships</i>	\$755,000,000	\$0	\$780,000,000	...	\$805,000,000	\$50,000,000	6.62%
Child Care and Development Fund (CCDF)	\$8,143,000,000	\$5,923,000,000	\$8,143,000,000	\$8,117,000,000	\$8,193,000,000	\$50,000,000	0.61%
<i>Child Care and Development Block Grants (CCDBG) [Discretionary]</i>	\$5,226,000,000	\$3,006,000,000	\$5,226,000,000	\$5,200,000,000	\$5,276,000,000	\$50,000,000	0.96%
<i>CCDBG [Mandatory] ¹</i>	\$2,917,000,000	\$2,917,000,000	\$2,917,000,000	\$2,917,000,000	\$2,917,000,000	\$0	0.00%
Preschool Development Grants (PDG B-5)	\$250,000,000	\$0	\$250,000,000	\$250,000,000	\$250,000,000	\$0	0.00%
Maternal Infant and Early Childhood Home Visiting (MIECHV) Program [Mandatory] ²	\$400,000,000	N/A	N/A	N/A	\$400,000,000	\$0	0.00%
U.S. DEPARTMENT OF EDUCATION							
Race to the Top - Early Learning Challenge Fund (RTT-ELC)	N/A	N/A	N/A	N/A	N/A	N/A	N/A
Every Student Succeeds Act (ESSA) - Title I	\$15,760,000,000	\$15,460,000,000	\$15,760,000,000	\$15,880,000,000	\$15,860,000,000	\$100,000,000	0.63%
Individuals with Disabilities Education Act (IDEA) - State Grants	\$12,280,000,000	\$12,000,000,000	\$12,330,000,000	\$12,400,000,000	\$12,360,000,000	\$80,000,000	0.65%
ESSA Title II State Grants	\$2,060,000,000	\$0	\$2,060,000,000	\$2,060,000,000	\$2,060,000,000	\$0	0.00%
Career and Technical Education State Grants	\$1,190,000,000	\$1,120,000,000	\$1,290,000,000	\$1,190,000,000	\$1,260,000,000	\$70,000,000	5.88%
21st Century Learning Centers	\$1,210,000,000	\$0	\$1,210,000,000	\$1,210,000,000	\$1,220,000,000	\$10,000,000	0.83%

¹ The House and Senate Labor-HHS bills do not provide mandatory funding levels for CCDBG, so the known funding level of \$2,917,000,000 was used for consistency.

² MIECHV is a Mandatory Program so funding is not appropriated by Congress.