

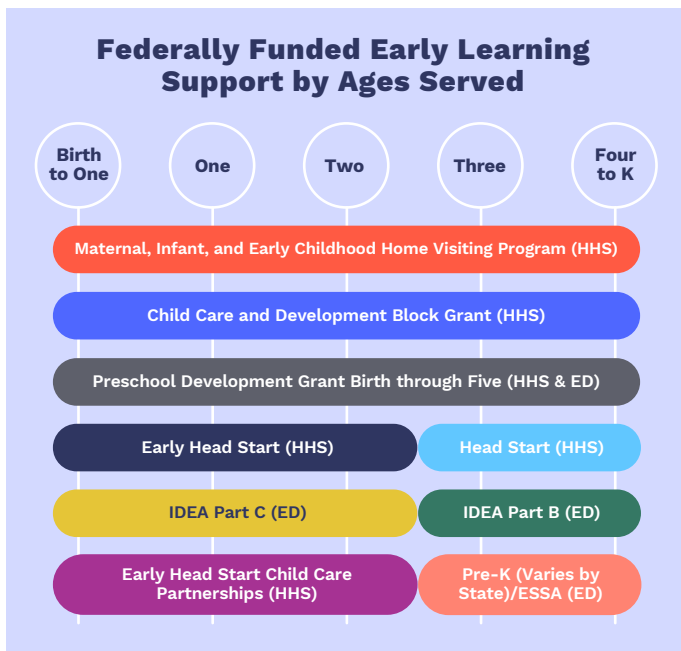
ABCs of Federal Early Learning and Care Funding Streams



Every year, millions of children from low-income families who range in age from birth through age five, benefit from the array of federal early learning and care programs. While programs may occur in different settings and have different requirements,

together they form an effective mixed-delivery system that supports the care, education, and healthy development of children living in poverty, prioritizing parental choice and children's individual needs.

Federally Funded Early Learning Support by Ages Served




Head Start

WHAT IT DOES Funds public and private organizations and tribal entities to provide high-quality early childhood education and other health, nutrition, and family engagement and support services to three- and four-year-old children living in poverty

WHO IT SERVES Children from families with income below federal poverty guidelines (under \$25,750 for a family of 4); who are receiving TANF or supplemental security income (SSI); or who are experiencing homelessness; children in foster care

31% Eligible Served²



732,711

Children Served Nationwide

FY 2020 Funding

\$10,613,095,000


(\$550 million above FY 2019)

Early Head Start*

WHAT IT DOES Provides services to infants and toddlers from low-income families to promote their physical, cognitive, social, and emotional development and enable parents to fulfill their roles as primary caregivers and teachers of their children

WHO IT SERVES Children from families with income below federal poverty guidelines (under \$25,750 for a family of 4); are receiving TANF or SSI; or are experiencing homelessness; children in foster care

7% Eligible Served³



154,352

Children Served Nationwide

FY 2020 Funding

\$10,613,095,000


(\$550 million above FY 2019)

Child Care and Development Block Grant (CCDBG)

WHAT IT DOES Funds states, territories, and tribal entities to develop and implement a subsidy program for low-income families with children under age 13 (the majority of children served are under 5; subsidies can be used for care of children ages 5-13 while they are not in school) and improve the quality of child care available

WHO IT SERVES Children from families with income below 85% of the state median income (average \$50,808 annually for a family of 3); additional state limits allowed

15% Eligible Served¹



2,100,000

Children Served Nationwide

FY 2020 Funding

\$5,826,000,000

(\$550 million above FY 2019)

¹ FY 2015; Government Accountability Office (<https://www.gao.gov/assets/700/696930.pdf>)

*Funding provided within Head Start

² 2017; National Head Start Association (https://www.nhsa.org/files/resources/2017-fact-sheet_national.pdf)

³ Ibid.

Early Head Start-Child Care Partnerships*

WHAT IT DOES Early Head Start grantees partner with local child care providers—both home- and center-based—who serve low-income children receiving child care subsidies to support the child care providers in meeting Head Start Performance Standards and providing comprehensive wrap-around services to meet children's health, nutrition, and other comprehensive development needs

WHO IT SERVES Children from families with income below federal poverty guidelines (under \$25,750 for a family of 4); are receiving TANF or SSI; or are experiencing homelessness; children in foster care

32,000⁴

Number of Children
Directly Benefiting

\$905,000,000⁵

FY 2020 Funding
(\$100 million above FY 2019)

Child Care Access Means Parents in School (CCAMPIS)

WHAT IT DOES Provides campus-based child care programs to college students, including before- and after-school services

WHO IT SERVES Low-income parents who are eligible for a Federal Pell grant

5,000

Approximate Number of
Parents Served

\$53,000,000

FY 2020 Funding
(\$3 million above FY 2019)

Preschool Development Grant Birth through Five (PDG B-5)

WHAT IT DOES Competitive grant program to help states strengthen early childhood systems for children from birth through age five. In the first year, funds state-level needs assessments and strategic planning with the goals of: maximizing parental choice, improving transitions within early care and learning programs and with elementary schools, and improving overall quality of programs. 46 states were awarded initial grants in 2018. In 2019, 20 of the initial 46 jurisdictions were awarded implementation grants, and 6 new awards were made for initial planning grants.

WHO IT SERVES All 56 states, territories, and commonwealths were eligible to apply for initial grants.

20 states

Received 3-year implementation
grants in 2019

\$275,000,000

FY 2020 Funding
(\$25 million above FY 2019)

6 states

Received initial planning grants
in 2019

⁴ 2017 (https://www.acf.hhs.gov/sites/default/files/ecd/ehs_ccp_brochure.pdf)

⁵ This funding is both for Early Head Start Expansion Grants and Early Head Start-Child Care Partnerships.

⁶ FY 2017 (<https://mchb.hrsa.gov/sites/default/files/mchb/MaternalChildHealthInitiatives/HomeVisiting/pdf/programbrief.pdf>)

⁷ FY 2017 Early Care and Learning Expenditures (<https://www.acf.hhs.gov/ofa/resource/tanf-financial-data-fy-2017>)

⁸ 2017-18 (<https://www2.ed.gov/programs/osepidea/618-data/static-tables/index.html>)

Maternal, Infant, and Early Childhood Home Visiting (MIECHV)

WHAT IT DOES Funds states, territories, and tribal entities to develop and implement evidence-based, voluntary home visiting services to families considered at-risk; home visitors meet with parents in their homes from pregnancy through their child's kindergarten entry to help lay the foundation for the health, education, development, and economic self-sufficiency of the entire family

WHO IT SERVES Children from families living in at-risk communities as identified in a statewide needs assessment

156,297⁶

Participants Served
Nationwide

\$400,000,000

FY 2020 Funding (equal to FY 2019)

Temporary Assistance for Needy Families (TANF)

WHAT IT DOES Awards block grants to states to design and operate programs that help low-income families achieve self-sufficiency, including child care, state preschool, and other early education programs

WHO IT SERVES Financially needy families with children; exact financial eligibility rules and benefit amounts are determined by states, which have discretion over program requirements

\$1,529,468,501

FY 2017 Funding (\$141 million above FY 2016) ⁷

Individuals with Disabilities Education Act (IDEA)

WHAT IT DOES IDEA Part C provides early intervention services to infants and toddlers with disabilities and their families; IDEA Part B provides special education and related services to children and youth ages 3 through 21

WHO IT SERVES
Children with a
disability

IDEA PART C

390,216

IDEA PART B (AGES 3-5)

773,595⁸

Children Served Nationwide

IDEA PART C

\$477,000,000

FY 2020 Funding
(\$7 million above FY 2019)

IDEA PART B, SEC. 619

\$394,120,000

FY 2020 Funding
(\$3 million above FY 2019)