

In Georgia, federal and state early learning opportunities serve more than 143,933 children and families,¹ or 19% of children ages 5 and under.²

High quality child care and early learning programs support child development and offer parents peace of mind while they work or attend school.

Unfortunately, the demand for quality care far outweighs the supply, so many families struggle to access and afford the care options they want or need. While there are several federally funded programs that provide working families with access to quality child care opportunities, limited funding leaves many eligible children unserved. The impacts of these challenges extend beyond families and carry over to the workplace. As a direct result, the national economy loses **\$122 billion annually** in the form of lost earnings, productivity, and revenue.³

Below is a list of existing child care and early learning programs which together form a mix delivery system that supports parental choice and aims to meet children's individual needs. These programs have unique eligibility requirements and service delivery models. However, at current funding levels, each only reaches a fraction of eligible families.

STATE OF CHILD CARE IN GEORGIA

767,650
Children 5 & Under⁴

64%
Children 5 & Under with All Available Parents in the Workforce⁵

3,240
Licensed Child Care Centers in 2023 (+76 compared to 2022)⁶

1,169
Licensed Family Child Care Homes in 2023 (-40 compared to 2022)⁷

Coming soon
Gap in the Supply of Child Care vs. the Potential Need⁸

\$3.6B
Estimated Economic Impact of Infant-Toddler Child Care Challenges Each Year⁹

\$11,066
Annual Price of Center-Based Infant Care (\$922 per month)¹⁰

\$8,407
Annual Price of Home-Based Infant Care (\$701 per month)¹¹

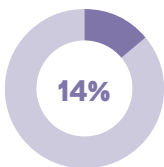
\$114,214
Median Income of Married-Couple Family¹²

9.7%
Portion of Income Spent by a Married-Couple Family on Center-Based Infant Care¹³

\$34,904
Median Income of Single-Parent Family¹⁴

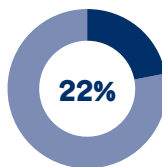
31.7%
Portion of Income Spent by a Single-Parent Family on Center-Based Infant Care¹⁵

CHILD CARE & DEVELOPMENT BLOCK GRANT (CCDBG)
207,221 CHILDREN 5 & UNDER ELIGIBLE¹⁶
28,287 CHILDREN 5 & UNDER SERVED¹⁷



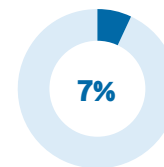
ELIGIBLE CHILDREN 5 & UNDER SERVED¹⁸

HEAD START
76,371 CHILDREN ELIGIBLE¹⁹
16,767 CHILDREN ENROLLED²⁰



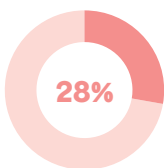
ELIGIBLE CHILDREN SERVED²¹

EARLY HEAD START
76,371 CHILDREN ELIGIBLE²²
5,031 CHILDREN ENROLLED²³



ELIGIBLE CHILDREN SERVED²⁴

STATE-FUNDED PRE-K
73,462 CHILDREN ENROLLED²⁵



3-AND 4-YEAR-OLDS SERVED²⁶

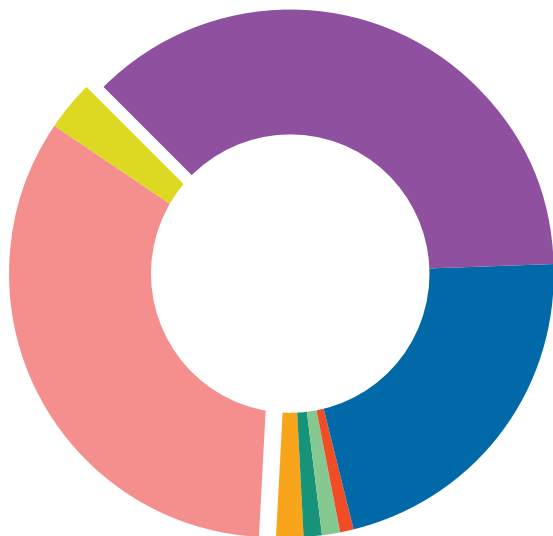
MIGRANT AND SEASONAL HEAD START
150 CHILDREN ENROLLED²⁷

MATERNAL, INFANT, AND EARLY CHILDHOOD HOME VISITING (MIECHV)
1,523 FAMILIES SERVED²⁸

IDEA PART C (EARLY INTERVENTION)
8,702 CHILDREN SERVED²⁹

IDEA PART B, SEC. 619 (PRESCHOOL SPECIAL EDUCATION)
10,161 CHILDREN SERVED³⁰

GEORGIA: FEDERAL AND STATE CHILD CARE AND EARLY LEARNING FUNDING



\$459M	CCDBG and Mandatory Funds ³¹
\$268.4M	Head Start and Early Head Start ³² (includes AIAN HS/EHS when applicable)
\$0	PDG B-5 ³³
\$9.5M	MIECHV ³⁴
\$16.8M	IDEA Part C ³⁵
\$11M	IDEA Part B, Sec. 619 ³⁶
\$22.2M	TANF Early Care and Education ³⁷
\$0	TANF Transferred to CCDBG ³⁸

STATE INVESTMENT

\$414.8M	State-Funded Pre-K ³⁹
\$37.5M	CCDBG State Match ⁴⁰
N/A	PDG B-5 State Match ⁴¹

ELEMENTS OF PROGRAM QUALITY

Program quality varies substantially within and across states.

Quality child care and early learning programs rely on a strong workforce, but low pay makes it difficult to recruit and retain educators. **In Georgia, child care workers earn \$13.35 per hour (\$27,760 annually).**⁴²

Teacher-child ratios are crucial for ensuring safety, quality, and individual attention. Licensed center-based care providers participating in CCDBG are required to have the following ratios:⁴³

- **Infant 1:6**
- **Toddler 1:8 for age 1, 1:10 for age 2**
- **Preschool 1:15 for age 3, 1:18 for age 4**

The state's pre-K program met **8/10 of NIEER's Quality Standards Benchmarks**, which represent minimum standards to support quality preschool programs.⁴⁴

Preschool Development Grant Birth Through Five (PDG B-5) is a competitive federal grant designed to improve states' early childhood systems. **Georgia's PDG B-5 accomplishments include:**⁴⁵

- Awarded 2Gen Innovation Grants to pilot/expand community strategies that support parents pursuing higher education or training by connecting early learning, postsecondary institutions, and workforce systems.
- Created a Statewide Family Peer Ambassador Program to strengthen family voice and peer leadership in early childhood services and programs.

CHILD AND DEPENDENT CARE TAX CREDIT (CDCTC)

The Child and Dependent Care Tax Credit (CDCTC) directly helps working parents offset the cost of child care.

In its current form, the credit only reaches a small percentage of families and has been swiftly outpaced by the escalating cost of child care as it lacks any adjustment for inflation.

Last permanently updated in 2001, the current credit averages \$500-\$600 a year.⁴⁶

CDCTC IN GEORGIA BY TAX YEAR

2020	<ul style="list-style-type: none"> • 189,300: Number of taxpayers claiming the CDCTC⁴⁷ • \$559: Average credit
2021	<p><i>The CDCTC was temporarily expanded and made refundable for one year in response to the pandemic.</i></p> <ul style="list-style-type: none"> • 286,930: Number of taxpayers claiming the CDCTC⁴⁸ (an additional 97,630 from 2020) • \$2,267: Average Credit (an additional \$1,708 from 2020, on average)
TODAY	<p><i>The temporary expansion expired; the CDCTC reverted back to 2001 levels.</i></p> <ul style="list-style-type: none"> • \$500-600: Average credit

NOTE: Major provisions of the Tax Cuts and Jobs Act of 2017 (TCJA) expire at the end of 2025⁴⁹, giving Congress the opportunity to modernize the CDCTC and other tax provisions to better help working families offset the cost of quality child care.⁵⁰



Scan or click the QR code for full references and links. For more information contact FFYF at mail@ffyf.org.