

Child Care & Early Learning in South Carolina

In South Carolina, federal and state early learning opportunities serve more than **67,117 children** and families,¹ or **19% of children** ages 5 and under.²

High quality child care and early learning programs support child development and offer parents peace of mind while they work or attend school.

In the U.S., the demand for quality care far outweighs the supply, with more than **30% of working families** with young children unable to access the formal care they want or need.³ While there are several federally funded programs that help working families access quality child care opportunities, limited funding leaves many eligible children unserved. The impacts of these challenges extend beyond families and carry over to the workplace. As a direct result, the national economy loses **\$122 billion annually** in the form of lost earnings, productivity, and revenue.⁴

PROGRAM REACH

Below is a list of existing child care and early learning programs which together form a mixed delivery system that supports parental choice and aims to meet children's individual needs. These programs have unique eligibility requirements and service delivery models. However, at current funding levels, each only reaches a fraction of eligible families.

STATE OF EARLY LEARNING & CARE IN SOUTH CAROLINA

NEED

346,607

Children 5 & Under⁵

64%

Children 5 & Under with All Available Parents in the Workforce⁶

SUPPLY

1,572

Licensed Child Care Centers in 2024 (+43 from 2023)⁷

824

Licensed Family Child Care Homes in 2024 (+31 from 2023)⁸

IMPACT

\$1.4B

Estimated Economic Impact of Child Care Challenges Each Year⁹

COST*

\$10,474

Annual Price of Center-Based Care (\$873 per month)¹⁰

\$8,126

Annual Price of Home-Based Care (\$677 per month)¹¹

9.4%

Portion of Median Married-Couple Family Income (\$110,894) Spent on Center-Based Care¹²

29.5%

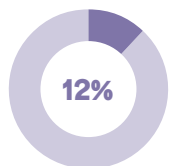
Portion of Median Single-Parent Family Income (\$35,510) Spent on Center-Based Care¹³

**estimates are based on price of infant care for one child*

CHILD CARE & DEVELOPMENT BLOCK GRANT (CCDBG)

107,230 CHILDREN 5 & UNDER ELIGIBLE¹⁴

13,398 CHILDREN 5 & UNDER SERVED¹⁵



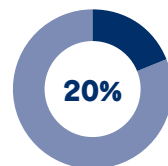
ELIGIBLE CHILDREN 5 & UNDER SERVED¹⁶

Based on federal eligibility (85% SMI)

HEAD START PRESCHOOL

36,920 CHILDREN ELIGIBLE¹⁷

7,317 CHILDREN ENROLLED¹⁸

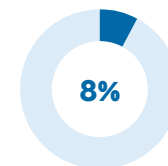


ELIGIBLE CHILDREN SERVED¹⁹

EARLY HEAD START

36,920 CHILDREN ELIGIBLE²⁰

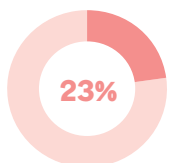
2,777 CHILDREN ENROLLED²¹



ELIGIBLE CHILDREN SERVED²²

STATE-FUNDED PRE-K

27,125 CHILDREN ENROLLED²³



3-AND 4-YEAR-OLDS SERVED²⁴

MIGRANT AND SEASONAL HEAD START

205 CHILDREN ENROLLED²⁵

MATERNAL, INFANT, AND EARLY CHILDHOOD HOME VISITING (MIECHV)

1,318 CHILDREN SERVED²⁶

IDEA PART C

(EARLY INTERVENTION)

8,559 CHILDREN SERVED²⁷

IDEA PART B, SEC. 619

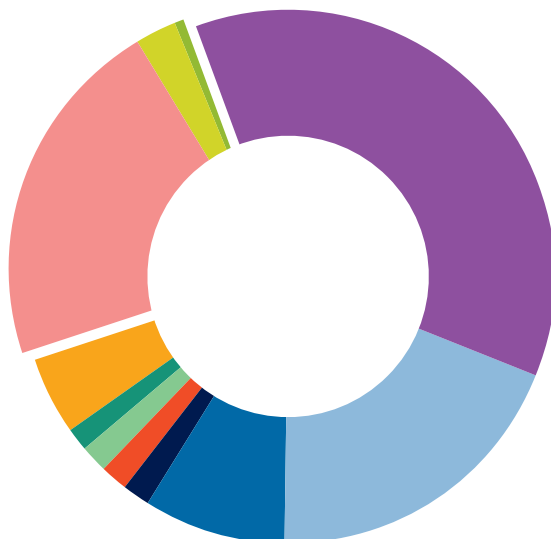
(PRESCHOOL SPECIAL EDUCATION)

6,623 CHILDREN SERVED²⁸

SOUTH CAROLINA: FEDERAL AND STATE CHILD CARE AND EARLY LEARNING FUNDING

STATE INVESTMENT

- \$115.6M** State-Funded Pre-K³⁸
- \$14.2M** CCDBG State Match³⁹
- \$2.4M** PDG B-5 State Match⁴⁰



FEDERAL INVESTMENT

- \$198.2M** CCDBG and Mandatory Funds²⁹
- \$102.7M** Head Start Preschool³⁰
(includes AIAN when applicable)
- \$47M** Early Head Start³¹
(includes AIAN when applicable)
- \$8M** PDG B-5³²
- \$9.6M** MIECHV³³
- \$8M** IDEA Part C³⁴
- \$7.9M** IDEA Part B, Sec. 619³⁵
- \$24.9M** TANF Early Care and Education³⁶
- \$0** TANF Transferred to CCDBG³⁷

CCDBG

CCDBG allows states to provide child care assistance to low-income working families with children under age 13, helping parents access child care in a setting of their choice.

In South Carolina:

- 1,231 child care providers** accept CCDBG subsidies.⁴¹
- Eligibility is capped at **85% of State Median Income**.⁴²
- A family of three is eligible if they make **\$5,841/month** or less (**\$70,092/year**).⁴³
- With a subsidy, a family of three pays a maximum monthly co-payment of **\$87/month**, compared to **\$873/month** without.⁴⁴

State Lead Agencies must establish child care licensing requirements that ensure children are cared for in safe, quality environments. Different rules may apply depending on the setting (e.g., center or home-based) and some providers may be exempt from licensing requirements (e.g., faith-based programs).

Appropriate teacher-child ratios are crucial to ensure safety, quality, and individual attention. Licensed center-based care providers in South Carolina must meet the following ratios:⁴⁵

INFANT	1:5
TODDLER	1:6
PRESCHOOL	1:12

HEAD START

Head Start Preschool and Early Head Start (collectively referred to as “Head Start”) provide a continuum of high-quality early learning and comprehensive services that support health and development, and strengthen family well-being. Federal funds go directly to local grantees, with programs in every congressional district (explore Head Start’s reach in these [maps](#)).⁴⁶

In South Carolina, there are **27 Head Start grants**, which fund **183 program sites** and serve **10,094 children**.^{47, 48, 49}

Children are eligible if their family income is below the federal poverty line, they are receiving TANF, SNAP, or SSI, or if they are in foster care or experiencing homelessness. Additionally, programs are expected to reserve at least 10% of slots for children eligible for services under the Individuals with Disabilities Education Act (IDEA).

PDG B-5

Preschool Development Grants Birth through Five (PDG B-5) is a competitive federal grant designed to improve states’ early childhood systems. To date, South Carolina has been awarded **\$60.9M** in PDG B-5 funds.⁵⁰ South Carolina’s PDG B-5 accomplishments include:⁵¹

- Created the Palmetto Pre-K and First Five SC portals to provide information to families supporting child development and access to services.
- Hired Early Childhood Education (ECE) System Navigators to work directly with families to support child development and access to services.

Learn more with the PDG B-5 grantee map [here](#).⁵²

CDCTC

The Child and Dependent Care Tax Credit (CDCTC) directly helps working parents offset the cost of child care. In 2025, the CDCTC was permanently updated for the first time since 2001. Many filers could see their credit increase by as much as \$450 (for one child) or \$900 (for two+ children).⁵³ In South Carolina, **102,120 taxpayers** claimed the CDCTC in 2022.⁵⁴



Scan or click the QR code for full references and links. For more information contact FFYF at mail@ffyf.org.