

# Child Care & Early Learning in Washington

In Washington, federal and state early learning opportunities serve more than **73,133 children** and families,<sup>1</sup> or **14% of children** ages 5 and under.<sup>2</sup>

High quality child care and early learning programs support child development and offer parents peace of mind while they work or attend school.

In the U.S., the demand for quality care far outweighs the supply: **28% of working families** with young children cannot reasonably access the formal care they want or need.<sup>3</sup> While there are several federally funded programs that help working families access quality child care opportunities, limited funding leaves many eligible children unserved. The impacts of these challenges extend beyond families and carry over to the workplace. The 10-year economic impact of the child care shortage could be as high as \$329 billion due the effects on households, businesses, and tax revenues.<sup>4</sup>

## PROGRAM REACH

Below is a list of existing child care and early learning programs which together form a mixed delivery system that supports parental choice and aims to meet children’s individual needs. These programs have unique eligibility requirements and service delivery models. However, at current funding levels, each only reaches a fraction of eligible families.

## WASHINGTON

### NEED

**527,330**

Children 5 & Under<sup>5</sup>

**60%**

Children 5 & Under with All Available Parents in the Workforce<sup>6</sup>

### SUPPLY

**2,062**

Licensed Child Care Centers in 2024 (+26 from 2023)<sup>7</sup>

**3,695**

Licensed Family Child Care Homes in 2024 (+179 from 2023)<sup>8</sup>

**45%**

Gap in Supply of Child Care vs. Potential Need<sup>9</sup>

### IMPACT

**\$8.9B-\$13.6B**

Estimated 10-Year Economic Loss Due to Child Care Gap<sup>9</sup>

### COST\*

**\$21,348**

Annual Price of Center-Based Care (\$1,779 per month)<sup>10</sup>

**\$18,000**

Annual Price of Home-Based Care (\$1,500 per month)<sup>11</sup>

**14.7%**

Portion of Median Married-Couple Family Income (\$145,513) Spent on Center-Based Care<sup>12</sup>

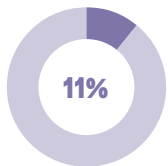
**50.7%**

Portion of Median Single-Parent Family Income (\$42,108) Spent on Center-Based Care<sup>13</sup>

*\*estimates are based on price of infant care for one child*

### CHILD CARE & DEVELOPMENT BLOCK GRANT (CCDBG)

131,837 CHILDREN 5 & UNDER ELIGIBLE<sup>14</sup>  
14,446 CHILDREN 5 & UNDER SERVED<sup>15</sup>

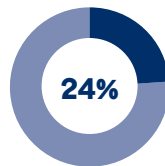


ELIGIBLE CHILDREN 5 & UNDER SERVED<sup>16</sup>

*Based on federal eligibility (85% SMI)*

### HEAD START PRESCHOOL

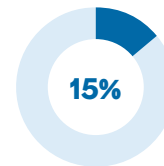
32,856 CHILDREN ELIGIBLE<sup>17</sup>  
7,792 CHILDREN ENROLLED<sup>18</sup>



ELIGIBLE CHILDREN SERVED<sup>19</sup>

### EARLY HEAD START

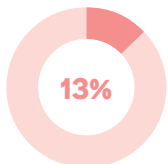
32,856 CHILDREN ELIGIBLE<sup>20</sup>  
4,779 CHILDREN ENROLLED<sup>21</sup>



ELIGIBLE CHILDREN SERVED<sup>22</sup>

### STATE-FUNDED PRE-K

21,690 CHILDREN ENROLLED<sup>23</sup>



3-AND 4-YEAR-OLDS SERVED<sup>24</sup>

### MIGRANT AND SEASONAL HEAD START

1,956 CHILDREN ENROLLED<sup>25</sup>

### MATERNAL, INFANT, AND EARLY CHILDHOOD HOME VISITING (MIECHV)

1,622 CHILDREN SERVED<sup>26</sup>

### IDEA PART C

(EARLY INTERVENTION)  
11,985 CHILDREN SERVED<sup>27</sup>

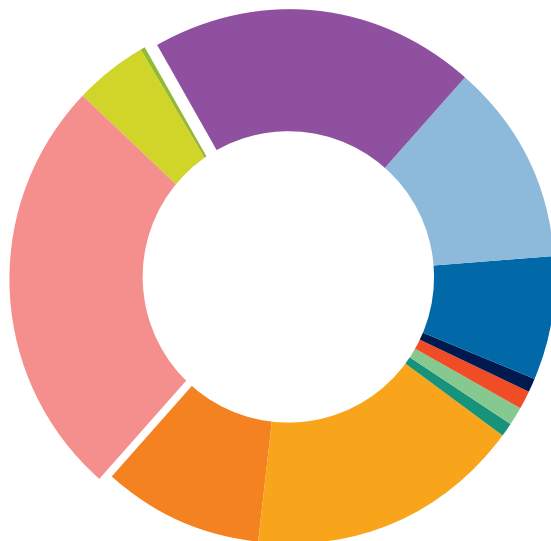
### IDEA PART B, SEC. 619

(PRESCHOOL SPECIAL EDUCATION)  
10,819 CHILDREN SERVED<sup>28</sup>

# WASHINGTON: FEDERAL AND STATE CHILD CARE AND EARLY LEARNING FUNDING

## STATE INVESTMENT

- \$279.4M** State-Funded Pre-K<sup>38</sup>
- \$48.7M** CCDBG State Match<sup>39</sup>
- \$2.4M** PDG B-5 State Match<sup>40</sup>



## FEDERAL INVESTMENT

- \$218.4M** CCDBG and Mandatory Funds<sup>29</sup>
- \$134.7M** Head Start Preschool<sup>30</sup> (includes AIAN when applicable)
- \$83.3M** Early Head Start<sup>31</sup> (includes AIAN when applicable)
- \$8M** PDG B-5<sup>32</sup>
- \$12M** MIECHV<sup>33</sup>
- \$11.3M** IDEA Part C<sup>34</sup>
- \$9M** IDEA Part B, Sec. 619<sup>35</sup>
- \$183.9M** TANF Early Care and Education<sup>36</sup>
- \$108M** TANF Transferred to CCDBG<sup>37</sup>

## CCDBG

CCDBG allows states to provide child care assistance to low-income working families with children under age 13, helping parents access child care in a setting of their choice.

### In Washington:

- **6,653 child care providers** accept CCDBG subsidies.<sup>41</sup>
- Eligibility is capped at **60% of State Median Income**.<sup>42</sup>
- A family of three is eligible if they make **\$5,057/month** or less (**\$60,684/year**).<sup>43</sup>
- With a subsidy, a family of three pays a maximum monthly co-payment of **\$165/month**, compared to **\$1,779/month** without.<sup>44</sup>

State Lead Agencies must establish child care licensing requirements that ensure children are cared for in safe, quality environments. Different rules may apply depending on the setting (e.g., center or home-based) and some providers may be exempt from licensing requirements (e.g., faith-based programs).

Appropriate teacher-child ratios are crucial to ensure safety, quality, and individual attention. Licensed center-based care providers in Washington must meet the following ratios:<sup>45</sup>

INFANT	1:4
TODDLER	1:7
PRESCHOOL	1:10

## HEAD START

Head Start Preschool and Early Head Start (collectively referred to as “Head Start”) provide a continuum of high-quality early learning and comprehensive services that support health and development, and strengthen family well-being. Federal funds go directly to local grantees, with programs in every congressional district (explore Head Start’s reach in these [maps](#)).<sup>46</sup>

In Washington, there are **51 Head Start grants**, which fund **296 program sites** and serve **12,571 children**.<sup>47, 48, 49</sup>

Children are eligible if their family income is below the federal poverty line, they are receiving TANF, SNAP, or SSI, or if they are in foster care or experiencing homelessness. Additionally, programs are expected to reserve at least 10% of slots for children eligible for services under the Individuals with Disabilities Education Act (IDEA).

## PDG B-5

Preschool Development Grants Birth through Five (PDG B-5) is a competitive federal grant designed to improve states’ early childhood systems. To date, Washington has been awarded **\$66.8M** in PDG B-5 funds.<sup>50</sup> Washington’s PDG B-5 plans have included:<sup>51</sup>

- Implemented Play and Learn groups to connect with/ support families who access child care through family, friend, and neighbor providers.
- Successfully piloted the Early Childhood Education and Assistance Program (ECEAP), an infant/toddler component of Washington’s state-funded preschool program.

Learn more with the PDG B-5 grantee map [here](#).<sup>52</sup>

## CDCTC

The Child and Dependent Care Tax Credit (CDCTC) directly helps working parents offset the cost of child care. In 2025, the CDCTC was permanently updated for the first time since 2001. Many filers could see their credit increase by as much as \$450 (for one child) or \$900 (for two+ children).<sup>53</sup> In Washington, **110,440 taxpayers** claimed the CDCTC in 2022.<sup>54</sup>



Scan or click the QR code for full references and links. For more information contact FFYF at [mail@ffyf.org](mailto:mail@ffyf.org).